



BELLA LASH

*Volume Lash Boot Camp*

Webinar Worksheets + Notes — Tues, Aug 25

# *Agenda* —

Webinar begins at 2pm MDT

1. Quick Intros in the Chat
2. Daily Stretching
3. Lash Affirmations
4. Goal Setting
5. Lash Theory
6. Volume Lash Practical
7. Open Q&A
8. Drills

*Goals* —

---

---

---

---

---

---

---

---

---

*Classic*

vs

*Volume*

--	--

**LASH CHART —**

HERE IS A LIST OF ALL THE TYPES OF LASHES YOU CAN GET BASED ON DIAMETERS, CURLS AND LENGTHS. MARK WHICH STYLES ARE ACCEPTABLE TO USE WHEN VOLUME LASHING.

*Diameters*

.03
.05
.06
.07
.10
.12
.15
.18
.20
.25

*Curls*

L Curl
B Curl
C Curl
D Curl
DD Curl

*Lengths*

5
6
7
8
9
10
11
12
13
14
15
16
17

**VOLUME LASH CONVERSION CHART —**

*Classic Lash Diameters*

<i>Volume Lash Diameters</i>		<i>0.12mm</i>	<i>0.15mm</i>	<i>0.18mm</i>	<i>0.20mm</i>
	<i>.10mm</i>		2	2	3
	<i>.07mm</i>	3	4	5	6
	<i>.06mm</i>	4	5	6	7
	<i>.05mm</i>	5	6	7	8
	<i>.03mm</i>	7	8	9	10

*Tweezer Talk*



*Adhesive*



*Polymerization*



# *Sanitation & Hygiene* —



Sanitize work station



Use disposable wands and applicators for each client



Wash hands before and after each client



Wipe all surfaces including massage table, etc. with disinfectant



Sanitize Tools Properly



Kindly turn away sick or infected clients

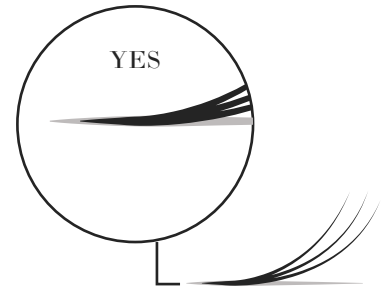
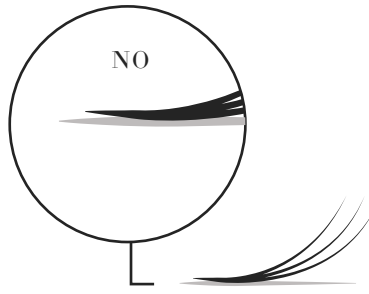
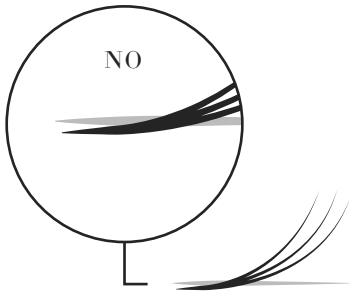


Clean each eye with Bella Lash Cleanser



Teach clients to properly clean lashes

*Fan Placement*



---

---

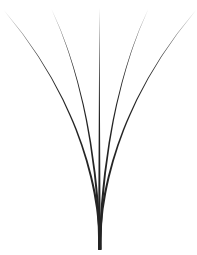

---

---

---

---


*Wide Fans vs Narrow Fans*

Wide Fan	Narrow Fan
 A diagram of a wide fan with a single vertical stem at the bottom. From the top of the stem, several lines radiate outwards, forming a wide, shallow fan shape.	 A diagram of a narrow fan with a single vertical stem at the bottom. From the top of the stem, several lines radiate outwards, forming a narrow, tall fan shape.

# Lash Mapping —



*Dramatic Eye*

8-12mm





*Natural Eye*

7-11mm



*Cat Eye*

9-14mm






# Lash Mapping —


*Create your own*  
Any length




*WispY Eye*  
8-14mm



*Doll Eye*  
8-12mm



*Taping Methods*



Inner Corner

---

---

---

---

---

---

---

---



Criss-Cross

---

---

---

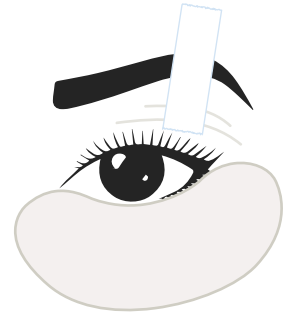
---

---

---

---

---



Hooded/Mature Eyes

---

---

---

---

---

---

---

---

*Cleaning Lashes*

Bounce Pad:

Lonely Fan:

Scrubbing:

Side Slide:

Pinch & Roll: